


FLAMSTEAD VILLAGE SCHOOL

Year One Phonic Screening Check

Parent Information 2026



PHONIC SCREENING FOR YEAR ONE

- ▶ Schools will administer the Phonics screening check during the week 8th to 12th June 2026.
- ▶ Confirmation of your child's screening score will be sent home with the end of year report.
- ▶ In school we use a Government approved phonic scheme called 'Supersonic Phonic Friends'.
- ▶ <https://www.supersonicphonicfriends.co.uk/>

Sounds the Same ~ Looks Different



ai ay a_e



Let's Explore



train

play

rake

PHONIC SCREENING FOR YEAR ONE

- ▶ The phonics screening check is designed to confirm whether pupils have learnt phonic decoding to an appropriate standard.
- ▶ It will identify pupils who need extra help to improve their decoding skills.
- ▶ The check consists of 20 real words and 20 pseudo-words (alien words) that pupils read aloud.
- ▶ The 40 words and non-words are divided into two sections – one with simple word structures of three or four letters, and one with more complex word structures of five or six letters.
- ▶ The teacher administering the check with your child will give them a few practice words to read first.
- ▶ The test usually takes about 10 minutes.

PSEUDO WORDS (NONSENSE WORDS)

- ▶ The pseudo words will be shown to your child with a picture of an alien.
- ▶ This provides the children with a context for the pseudo word which is independent from any existing vocabulary they may have.
- ▶ Pseudo words are included because they will be new to all pupils; they do not favour children with a good vocabulary knowledge or visual memory of words.




FURTHER CHECKS IN YEAR TWO

- ▶ Children who score 32 marks or more meet the expected standard.
- ▶ Those that score below 32 do not meet the expected standard.
- ▶ Children who do not meet the expected standard in the 2025 Phonics Screening Test will be required to take the test again the following year, the 2026 Phonics Screening Test.
- ▶ Children in Year 2 will also take the check if they have not taken the test before.

Key stage 1

Phonics screening check

Pupils' materials



fod




bep



zat




ult



heng



shob



farn



chesh



trun



glork



remp



deeps



chip

hill

jars

shack

elbow

tailor

sequins

whirling

HOW CAN YOU HELP AT HOME?

- ▶ We have recently completed assessments and have highlighted the sounds that are not yet secure for your child.
 - ▶ We will continue teaching these at school but you can support this through working on these sounds at home. You can find the relevant sounds on stickers inside your child's Reading Record.
- 

HOW CAN I HELP MY CHILD AT HOME?

- ❑ Play lots of sound and listening games with your child.
- ❑ Read as much as possible to and with your child.
- ❑ Encourage and praise - get them to have a 'good guess'.
- ❑ If your child is struggling to decode a word, help them by encouraging them to say each sound in the word from left to right.
- ❑ Ask them to show the phonic strategies they use at school, such as their phonics fingers.
- ❑ Blend the sounds by pointing to each letter, e.g. /c/ in cat, or the letter group, e.g. /ng/ in sing. Next move your finger under the whole word as you say it.
- ❑ Discuss the meaning of words if your child does not know what they have read.

QUESTIONS

If you have any questions or queries please do not hesitate to ask your child's class teacher.

Many thanks

